

Goshikidai Visitor Center AREA MAP

POINT. 1 What kind of place is Goshikidai?

Goshikidai is a highland that lies between the cities of Takamatsu and Sakaide. It is also a place to see the seasonal changes from cherry blossoms in spring, lush forests in the summer, colorful leaves in autumn to a carpet of snow in the winter. The Seto Inland Sea Folk History Museum in the area has folklore data. Blessed with bountiful nature, history and culture, Goshikidai also offers expansive views over the tranquil Seto Inland Sea on the backdrop of the beautiful Onigiri Mountain which means beautiful triangle shape. Temples in Goshikidai fall along an ancient pilgrimage route.

You will find lots of creatures in the forest!

Different animals live in different ecological settings of the forest. Tell us how many you could spot!



Spring
Broad-winged Damselfly
(*Mnais costalis selys*)
They can be seen in the swamps from April to June.



Spring
Osprey
Osprey eat fish as they are Raptors. In spring, the breeding season, Ospreys get busy taking care of their young ones.



Fall
Chestnut Tiger Butterfly
(*Parantica sita*)
They migrate towards south in the fall.



Throughout the year
Great Tit
(*Parus major*)
Their chirping sound marks the arrival of spring.



Summer
Golden-ringed Dragonfly
(*Anotogaster sieboldii (Selys)*)
They can be spotted near forests and swamps.



Summer
Trigomphus interruptus
In June, they begin to emerge near ponds.



Winter
Red-flanked Bluetail
(*Tarsiger cyanurus*)
It is a dark blue winter bird.



Winter
Daurian Redstart
(*Phoenicurus auroreus*) (female)
A winter bird that bobs its head up and down.

Walk and discover!
Discover the homes of the animals!

View Point

The place offers views of the Seto Ohashi Bridge and the Sanuki Plain. Evening and night views from this place are particularly beautiful.



Green hill

This steep hill off the beaten path is a nice place to unwind.



Japanese Wisteria
(*Wisteria floribunda*)
Wisteria trellis that are a rare find bloom in late April.

Kyukamura Hotel Sanuki-Goshikidai

A hotel offering lunch, cafe and large public bath. It has Cherry trees that blossom each spring and Camellia that bloom in winter.

Tennis court and Open space

The place has a tennis court and a small lawn square, where Japanese cornels and cherry blossoms bloom in spring.
●For tennis court inquiries, please contact Kyukamura Hotel Sanuki-Goshikidai.



American Sweetgum
(*Liquidamber styraciflua*)
The fallen leaves of this tree are collected and used for craftwork.



Japanese Flowering Dogwood
(*Benthamidia japonica*)
Has white leaves resembling flowers from May to July, and bears fruit in autumn.



Oriental Paper Bush
(*Edgeworthia chrysantha*)
The tree bark is used for making Washi (Japanese paper). It flowers in mid-March.

Plants and animals in the forest


Harlequin Glorybower
(*Clerodendrum trichotomum*)
It produces flowers in summer and fruits in autumn. The fruits are used as dyeing material.




March
Japanese Eyrya
(*Eurya japonica*)



October
Japanese Chestnut
(*Castanea crenata*)



Japanese Hare
Traces of their activities can be seen in the plaza.



Japanese Pygmy Woodpecker
(*Dendrocopos kizuki*)
If you hear a knocking sound on the wood, then look for him!

MANNERS

The national park being home to various creatures, care for nature and for others!



Please carry home your trash.



Smoking is the designated area only.



Stay on the trails.



Keep pets on a leash and control them properly.



Do not feed wild animals.



If you encounter a wild boar, do not panic or make loud noises. Slowly retreat without raising your voice.

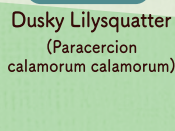
Japanese Cornel Dogwood
(*Cornus officinalis*)
Blossoms in mid-March, announcing the beginning of spring.



June-October
Wandering Glider
(*Pantala flavescent*)



June-August
Dusky Lilysquatter
(*Paracercion calamorum calamorum*)



June-August
Copera Annulata

Gooseneck
(*Lysimachia clethroides*)
The tree bears plenty of white flowers from June to July until it bends down due to their weight.



Insects around the Uonoike Pond

Uonoike Pond

Tanbe Pond

Campsite

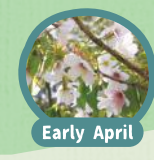
At the campsite, you can spend your days strolling through the forest and the nights under the starry sky. Tents and other tools are also available for rent. A large and well-equipped community kitchen is also available. It is a good place to cook together friends and family.
●For inquiries, please contact Kyukamura Hotel Sanuki-Goshikidai.

Visitor Center

When you come to Goshikidai, please stop over at the Visitor Center to take a peek at the natural heritage of the area. The center has permanent and theme-based exhibitions and conducts craft lessons for enthusiasts. Next to the center is an administrative building that serves as a reception for campsites.

Craft House and Plaza

A wooden footpath will take you to the area in just about 2 min from the Visitor Center. There is an entrance to the forest.



Early April
Japanese Cherry Blossom Tree



June-July
Persian Silk Tree
(*Albizia julibrissin*)



May-September
Chinese Peacock Butterfly
(*Papilio dehaanii*)



July-October
Migratory Locust
(*Locusta migratoria*)



July-September
Pseudothemis Zonata



July-September
Scarlet Skimmer
(*Crocthemis servilia mariannae Kiauta*)

RULES

Some areas in the National Park are regulated by laws. Make sure to adhere to them.



Do not damage plants. Protect wildlife.



Prevent forest fires! Use only designated areas for cooking and making camp fire.



Carefully use the common facilities.

POINT. 2

The charm of Goshikidai!

It takes about 40 min to access to Goshikidai. It is not far from the city but there is beautiful nature in Goshikidai. Everyone enjoys forest walking, and Goshikidai has interesting places that even beginners can enjoy walking.

Recommended Walking Routes

Depending on the route, you will get to see different types of plants and animals. Please follow the recommended routes to make the most of Goshikidai forest!

01 Forest Bathing Route

Kyukamura Hotel Start → Kyukamura Hotel Finish

time required 40 min.

As there are some ups and downs along the way, it is recommended for those who have moderately good stamina.

DIFFICULTY LEVEL ★★★

02 Walking Route

VC Start → Kyukamura Hotel Finish

time required 30 min.

The road throughout this route has a gentle gradient, allowing you to walk at your own pace ("One-way walk").

DIFFICULTY LEVEL ★

03 Wildlife Exploration Route

VC Start → VC Finish

time required 50 min.

Secretly follow the wild animals ... know their hide outs!

DIFFICULTY LEVEL ★★

● You may be able to spot wild boars!

Note that required time is the time taken to complete the route if you walk slowly. Make sure to choose a route that you can finish comfortably in the available time.

04 Insect Observation Route

VC Start → VC Finish

time required 60 min.

Find the hidden creatures ... the hidden treasures of the forest!

DIFFICULTY LEVEL ★★